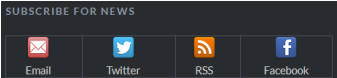


# LAKOTA WEST

MARCHING FIREBIRDS

2017 HANDBOOK

# TOP 10 things you need to do to get ready for Band Camp!

- ❑ 10 Make sure your student and parent contact information is updated in **Charms**, our online band management system. Login instructions & more information are on pg. 10. The information in Charms is used for all band records and communication. For more information on website – [click here](#).
- ❑ 9 Complete the Lakota School District “Final Forms” – Deadline is July 23. Instructions for completing Final Forms are on pg. 23 and 24 of the handbook or [click here](#).
- ❑ 8 Review uniform information and know what needs to be purchased at fitting days during post-camp, and what you need to provide when the season starts. For more information on website – [click here](#). **Uniform Fitting days are during post-camp in the evening, and are at Lakota West High School (not the Freshman School)**. See pages 12-14 of the handbook.
- ❑ 7 Check CHARMS for competition show music, and try to attend many if not all Sectional Rehearsals! [Click here for CHARM site](#).
- ❑ 6 Parents who wish to volunteer during marching season, please go to the Parent Volunteer Opportunities page on the website – or [click here](#).
- ❑ 5 Subscribe to the Lakota West Band News via Email, go to [www.lakotawestbands.org](http://www.lakotawestbands.org) and see “Subscribe for News” at bottom of page. Additional social communication tools used are RSS Feed, Facebook, Instagram and Twitter.  
 - look for this graphic at the bottom of the home page of our website.
- ❑ 4 Review the Pre-Camp, Band Camp, and Post-Camp schedules on pages 17-19, for dates & times. Be sure you have transportation to and from rehearsals and activities. **Busses will transport all students to and from the Tuesday DCI show in Centerville and the movie on Wednesday.**
- ❑ 3 Review the items to bring to camp on page 16 of this handbook.
- ❑ 2 Get your student physically ready for camp. They will walk miles during camp, in intense heat, while holding and playing an instrument.
- ❑ 1 Obtain a 64oz (half gallon) water jug, write your name on it and bring it to camp. Proper hydration cannot be over emphasized, and should start a day or two in advance. **Every student must bring a large capacity water jug to every rehearsal!!!!**

**CHECK FOR LATEST INFORMATION @**  
**[lakotawestbands.org](http://lakotawestbands.org)** - *“a band parent’s best resource”*

# 2017-2018 Marching Firebirds Handbook

## Table of Contents

### Contents

<b>Introduction</b> .....	4
<b>Band Guidelines</b> .....	5
<b>Student Leadership</b> .....	6
<b>Conduct and Attendance Policy</b> .....	7
<b>Alternates</b> .....	8
<b>In the Stands</b> .....	8
<b>Travel Policy</b> .....	9
<b>Private Lessons</b> .....	9
<b>Facilities</b> .....	9
<b>Upbeat Club</b> .....	10
<b>Works Like a Charm!</b> .....	11
<b>Lakota West Band Communications</b> .....	12
<b>Marching Band Uniform Information</b> .....	13
<b>Wearing the Uniform</b> .....	14
<b>Uniform Fitting Days - Lakota West Band Room</b> .....	15
<b>Items to Pack in Your Red Bag for every Game or Competition</b> .....	16
<b>Items to bring to Band Camp</b> .....	16
<b>Band Camp Closing Ceremony Performance</b> .....	16
<b>Pre-Camp</b> .....	17
<b>Band Camp</b> .....	18
<b>Post-Camp</b> .....	19
<b>Marching Band Rehearsal Schedule</b> .....	20
<b>Marching Band Competition Schedule</b> .....	20
<b>2017 Season Schedule</b> .....	21
<b>First Aid and Medication Policy and Procedures</b> .....	23
<b>Forms</b> .....	23

## Introduction

You are a member of the Lakota West High School Marching Firebirds. We have had an outstanding tradition of excellence for many years. We plan to continue that tradition and will be working toward this goal all season.

It takes a strong commitment from all members to maintain this status. A big responsibility rests upon your shoulders; it takes the hard work and dedication of every single member to continue this standard of excellence. Prepare yourself, both mentally and physically, for hours of hard work and good clean fun. The memories of the years that you are a member of the Lakota West Band will last you a lifetime.

This handbook explains the policies and programs of the Lakota West Marching Firebirds. You will benefit from understanding the entire organization and your role in it. The Band family consists of more than 200 students with diverse personalities and talents. The large number of students involved sometimes makes communication difficult. This handbook provides important information to help you understand how the band functions. Please read this with your parents. If you have questions, ask your Section Leader, Field Commanders, Directors, or parent volunteers.

## Band Guidelines

1. Proper and good sportsmanship is expected at all times.
2. A good rule to remember: To be early is to be on time; to be on time is to be late; to be late is to miss the bus.
3. Listen to your Field Commanders and Section Leaders. Remember, we are only as strong as our weakest link.
4. Attendance is vital to our success. Attendance is required at all practices and performances – **no exceptions**. The complete attendance policy is explained further in this handbook.
5. Memorization of your drill, music or routine is important to our success.
  - Instrumentalists: You must memorize and pass your music off to the Section Leaders. Dates for this will be announced.
  - Color Guard: Know your choreography and all flags and weapons work.
6. Public displays of affection will not be tolerated at any time, but especially in uniform.
7. Cell phones must not be carried on your person while you are at practice on the field. Band directors will confiscate phones from violators.
8. Keep your instruments and equipment in good condition:
  - Instrumentalists: Have your instrument in proper working order. Never be without reeds, oil, grease, etc.
  - Color Guard: Take proper care of flags, rifles, etc.
9. Take care of school-owned instruments and equipment. Damage due to horseplay, lack of proper care, or neglect will be your responsibility. Normal repairs will be handled through the school.
10. Be prepared at all times. Always take your charts, music or supplies out to every rehearsal. There will be random checks to make sure you are prepared.
11. Report no earlier than 45 minutes to your assigned time for any rehearsal or performance. When you arrive, be sure to stay in the band room area only.
12. Respect the band room; no food or drink in the band room.

# Student Leadership

The success of the marching band is dependent on Student Leadership. The bigger the band, the more people are needed to take the lead and make sure things are the best they can be. The following is a list of positions within the band and their roles.

## **Field Commanders**

Students selected to be Field Commanders become role models for all other members to follow. Field Commanders set high personal standards and are to be respected by their peers.

## **Section Leaders/Leadership Team**

The directors have chosen Section Leaders and other Leadership Team members based on their excellent musicianship, leadership, and communication skills. They are an important part of the band's success and work to make their section fit the framework of the entire band.

## **Seniors**

Seniors assume responsibility as part of the leadership team on the field during practice. They make it possible for everyone to learn the drill more effectively.

## **Musicians**

Instrumentalists choose to dedicate their time and energy to music. Band members work to make the entire unit a success and help others make their best contributions. They work to maintain a tradition of pride, effort, enthusiasm and excellence.

## **Color Guard**

The Color Guard uses flags, rifles, and sabers to complete a visually impactful show. The Color Guard's choreography is the "icing" of the show. Members of the Color Guard must audition for positions.

Provided a uniform , but must purchase their own shoes. Members are also responsible for their own performance makeup and hairstyle. The Color Guard Director will determine makeup colors and hairstyle.

# Conduct and Attendance Policy

## Code of Conduct

High standards of conduct and citizenship are essential. The welfare of the student is our primary consideration. All band members are expected to abide by the Lakota Board Approved Student Code of Conduct as published on Lakota's website. Please take a moment to review the Board Approved [Lakota Local Schools Student Code of Conduct](#).

## Attendance and Absences

Good attendance is vital to the entire band success. Every single person is important, and the entire band suffers when even one person is not there. In situations where an alternate needs to be chosen, attendance is the first criteria evaluated.

The following is a list of excused and unexcused absences for the entire season. If you are absent you must have a note signed by a parent by THE NEXT PRACTICE.

### Unexcused:

Doctor's appointment  
Work  
Attended school, but not Marching Band practice  
Driving school  
Social events of any kind

### Excused (with a note):

Sick from school (excused absence from school)

## Tardiness

We understand that you will be involved in clubs, plays, and other school commitments. You must understand that these activities are not excused. However, if you get a Marching Band Pass signed, your tardy with a pass will be considered over someone without a pass. In the beginning of the season, your Section Leader will take down the list of clubs you are planning to join. Anytime you have a meeting, you must get a pass from your Section Leader and have the advisor of the club sign it. The same procedure will follow when you are making up a test after school. If you leave early from a practice, it will be counted as a tardy. You need a note signed by your parents to leave a practice early.

*\*\* ALL tardies and absences are subject to individual consideration by the Director, Field Commanders, and Section Leaders.*

## **Discipline**

In order to maintain discipline in the Lakota West Marching Band, you must exhibit the following qualities at all times:

Common sense, Self-respect, Respect for others, Respect for authority

If someone becomes a discipline problem, he or she will be removed. Alternates are chosen on discipline as well. Individual problems will be dealt with at the discretion of the Directors and Section Leaders.

## **Alternates**

Since the number of members that perform the competition show is predetermined, a few members will be alternates, i.e., students who do not march in the show. Being an alternate is not necessarily a punishment because the drill is written for a certain number. In some sections, alternates must be chosen. Certain factors are considered when deciding who is not to march in a performance:

- Attendance
- Memorization of music
- Adherence to rules
- Attitude
- Knowledge of drill

## **In the Stands**

The band is a vital part of school spirit at football games. Watch the game and your directors because things happen quickly. Be prepared to play "Fight On" after each touchdown.

### **Rules while in the stands:**

- Play your instrument only when the entire band plays.
- The bandstand is for band members only. Do not invite your friends to sit with you in the stand or enter the end zone area at any time.
- Refreshment break comes in the third quarter. Be good hosts to the guest band – allow them to get refreshments first.
- At the end of third quarter, you should be in your seat ready to play. If one person is late, the whole band sits the next game.
- Take care of your instrument to prevent damage.
- Make a good impression. Remember, you are wearing the Lakota West uniform, which stands for your school and community.
- You must have ALL of your music in your own personal flip folder with you at each game. Discipline will be considered if you do not have a flip folder.



## Travel Policy

At the beginning of the season or during pre-camp, you will sign-up onto a bus list. This will be your traveling assignment for the year. While on the bus the chaperone is in direct charge. You must observe all rules in order to assure a safe trip. These rules include:

- Keep the bus clean; Pick up and properly dispose of all trash.
- Maintain silence at railroad crossings.
- Use moderation in talking and singing.
- Hands and arms must remain inside the bus at all times.
- Thank and listen to your bus drivers and chaperones.
- Stay seated while the bus is moving.
- Band members must not play instruments near unloading area.
- Do not board or load equipment on the bus until asked to do so.
- Stay on the bus until asked to unload.
- Leave windows up when leaving away football games unless told otherwise.
- You must travel on the bus to all engagements.
- You may go home with your parents provided your parent/guardian has given written permission to one of the directors and your bus chaperone. Parents must pick you up at your bus after the event and sign you out. You must make arrangements for another student to take your uniform back on the bus and hang it up appropriately.

## Private Lessons

When it comes to playing your instrument to the best of your ability, there is no substitute for study with a competent teacher. It is a proven fact that students studying privately achieve a higher degree of proficiency on their instruments. Individuals benefit personally from private lessons and their increased proficiency makes a positive contribution to the entire music program. [Visit our website here](#) for an extensive list of private lesson instructors.

## Facilities

The band room is your second home. Treat it accordingly. Keep it neat and in order at all times. Do your share to pick up paper, reeds, and other misplaced articles, returning them to their proper place. Have enough pride in the Lakota West Bands to assist with the overall maintenance of the band facilities.

Your school supplies should be kept in a locker and not on the shelves in the band room. Do not walk on the carpet with muddy shoes. NO food or drink is permitted in the band room at any time. The music stands should not be folded down in desk fashion to write. Pay attention to all space the band uses and keep it clean and in good order.

## Upbeat Club

The Upbeat Club is the parent support group for the bands. We could not survive without their support. The various committee members and officers spend countless hours working to ensure the band's success. Never take them for granted and please thank them often for their assistance.

**We encourage band and guard parents to get active in the Upbeat Club.** There are so many different talents needed in this organization, and so many ways – large and small – that you can contribute. Don't be shy! Come and observe a couple of times, and before you know it, you'll be full-fledged member of the family.

Our meetings are the third Thursday of every month except June, July and December. They are held at the Freshman School from August through October, then at the main campus for the remainder of the year. The meeting starts at 6pm with an update from our Directors, followed by Upbeat Club monthly meeting at 6:30pm. We welcome all parents of band students and color guard members in grades 7 – 12.

**Parents can volunteer for activities** by contacting one of the officers or committee chairpersons. Contact information for the Lakota West Upbeat Club is included on our website – [click here](#). We also post all the current volunteer needs on the Parent Volunteer Opportunities page – [click here for link](#).

Note: Student Marching Band fees and Trip fees are paid directly to the school through EZpay or by check to Lakota West High School at the LWHS bursar's office. Marching Band fees and trip fees are NOT paid to the Lakota West Upbeat Club.

## Works Like a Charm!

The logo for the Charms Music Office Assistant system, featuring the word "CHARMS" in a blue, hand-drawn font on a grey rectangular background.

The Charms Music Office Assistant is an online system used to manage all student and financial information for the Lakota West band program. To log in – [click here](#).

Your School code is 'lakotawestbands' Your default password is your student's school ID.

Forgotten passwords will be reset to the default. If you need a password reset, send an email to [finance@lakotawestbands.org](mailto:finance@lakotawestbands.org) or [president@lakotawestbands.org](mailto:president@lakotawestbands.org) with student and parent names.

Charms offers several valuable features for students and their parents:

- **Finances** View your uniform payments for items such as gloves, Drillmaster shoes, summer uniforms and concert uniforms pieces. If you choose, you can pay for these items using your credit card or PayPal account through Charms. Otherwise these items should be paid for by check made out to "Lakota West Upbeat Club".
- **Handouts** View, print and listen to Marching Band music and drills, Charms User Manuals, and other important information.
- **Student Info** Review and update your student and parent contact information and T-shirt size (be sure to enter your birthday!). Charms allows us have a single database of student information used in all aspects of our program (director communications, uniform assignment, targeted group communications, etc.) So, please make sure we have your correct information!

**[lakotawestbands.org](http://lakotawestbands.org)**

*"a band parent's best resource"*

## Lakota West Band Communications

**Be sure to check our [website](#) often for the latest band news and information.**

- **Check the front page for critical updates and special announcements** for parents. The front page shows copies of the latest emails that have been sent to all those who have subscribed.
- **Subscribe** to Lakota West Band News via email, RSS Feed, Facebook or Twitter to receive announcements and other critical updates during the summer and marching band season. Subscribe online at [www.lakotawestbands.org](http://www.lakotawestbands.org). Go to bottom of page.
- For detailed information about an event, go to the **calendar** page and click on the event name. This is where you will find a description of the event, special instructions, time, location, web site links, or maps/directions.
- Enjoy our latest **photos**. Especially during band camp and marching season, new photos are posted regularly. If you'd like to share your own band and guard photos, go to the Photos page on the website for more information.
- Manage uniform purchases through **CHARMS**. You can pay online by credit card through our secure PayPal account.
- Visit the **Spiritwear Shop** page on the website to find and purchase spirit wear.
- If you are ever in doubt about an event (is it cancelled? has the time changed?) check this website. The latest information will be posted here first.
- We use a text messaging account called **Remind**. The purpose of this account will be to:
  - Inform you of cancellations or changes due to weather or unexpected circumstances.
  - Give parents "We're about 15 minutes away" alerts upon return from trips or competitions.
  - Deliver competition results.
  - Deliver urgent reminders.
  - If you have a smartphone, alerts will come across as push notifications from the **free Remind app** (if you install the app). If you have a cellphone or do not want to install the free Remind app on your smartphone, the alerts will come across as text messages.
  - **To subscribe to text alerts/push notifications: Send the message @LWMARCHBND to 81010.** If you do not have a mobile phone, you may go online to sign up for email notifications: [click here for link](#).

**[lakotawestbands.org](http://lakotawestbands.org)**

*"a band parent's best resource"*

## Marching Band Uniform Information

Some parts of the Marching Band Uniform are owned by the school (jacket, pants, shako and shako box, plume, gauntlets, and parka). Others must be purchased through the Upbeat Uniform Committee by each student and are the students' to keep (Drill Master marching shoes, black and white gloves, berets for sousaphone players, and gloves). Still others must be supplied by each student (black socks, shorts, and black t-shirt).

Our school uniforms are very expensive; it is the student's responsibility to take good care of their uniform while it is in their possession. The parka, shako, and gauntlets will be sent home with the student and are the student's responsibility until they are turned in at the end of the season. A band duffle bag will be supplied for the storage of uniform items. Students need to bring their shako, parka, gauntlets, and gloves, as well as their socks, t-shirt, and shorts to every performance. The jackets and pants portion of the uniform will remain in the band room while not in use.

Each uniform has an assigned number, and each student is responsible for remembering their uniform number. Uniforms must be hung properly in the band room following each performance. Uniforms will be cleaned by the Uniform Committee whenever needed; if a uniform requires extra cleaning or repair, the student will be charged a cleaning fee. Uniform clothing that is lost or damaged by a student will incur fees which are assessed by the district through the EZpay system. Shoes will be sized during fitting days, but will only be ordered and delivered after payment has been received.

The band has an official summer uniform of black shorts and a red polo shirt. The cost of the summer uniform is not included in the marching band fee, and will be the property of the band student for future seasons. These will also be fitted on fitting days. Rookies will need to purchase a red polo, black shorts, Drillmasters, and two pairs of gloves. Veterans should check their uniform items before fitting day to see if they need to purchase replacements.

### **Uniform Pricing for Fitting Day:**

Drillmaster shoes	\$34
Red Polo	\$13
Black Shorts	\$14
Marching Gloves	\$5/pair
Field Commander Gloves	\$3/pair
Field Commander Polo	\$29
Sousaphone Berets	\$26

If a piece of the uniform is lost or damaged the student will be assessed a replacement fee.

### **Estimated Uniform replacement Cost:**

Jacket	\$250
Pants	\$85
Shako	\$65
Plume	\$30
Hat Box	\$15
Parka	\$85
Gauntlets	\$35

## **Purchase Process**

Students need to bring a check made out to Lakota West Upbeat Club or cash to pay for their uniform items. Items not paid for will not be issued until payment is received. You may pay via PayPal on our website or by mailing a check made out to "Lakota West Upbeat Club" to Lakota West Upbeat Club, P.O. Box 1637, West Chester, OH 45071. You may also pay by check on fitting day. If payment is made via PayPal, bring the receipt to fitting day as proof of payment.

## **Performance Day Expectations**

- Arrive EARLY. Students must be completely dressed and in place at the report time.
- Uniform racks will be available 45 minutes before report time. We will be available to sell gloves or cover the occasional forgotten items.
- The uniform calls for no visible jewelry.
- No facial hair, starting Friday of band camp.

## **Wearing the Uniform**

You must be in full uniform for band performances unless otherwise instructed. This will allow you to feel proud and to make a good impression when you are out in the public eye. Moreover, the band is judged and scored on appearance in all competitions. Each marcher must wear the uniform correctly. Inspection will take place before every performance. Section Leaders will inspect their sections and Field Commanders will inspect Section Leaders.

- Clean gloves, polished shoes, a shiny instrument and well maintained equipment are all very important.
- Shako must be worn on the top of your head, slightly forward, so the bill is just above the eyebrows and there's a two finger space between it and the nose and the strap is firmly fastened under the chin. Percussion wear the strap on the chin but not in the mouth. Sousa players wear berets.
- All hair must be securely inside the hat or short enough that it does not touch the collar of the jacket. Elastic bands, clips, hairnets, or skullcaps are suggested. This is YOUR responsibility. The Uniform Committee has emergency hair supplies only. If you aren't sure about your hair, ask BEFORE the first performance. No facial hair, make-up, or jewelry is permitted. All earrings and other piercings must be removed or covered. Flesh-toned gauges are permitted; all others must be covered.
- A black t-shirt with sleeves must be worn under the uniform jacket (no sleeveless tanks). A design is permissible if it is not visible under the uniform with arms raised. Under Armor is also permitted for colder performances.
- Shorts or boxers must be worn under the uniforms there are no dressing rooms everyone changes together. Black tights, leggings, or thermals are permitted for colder performances.
- Pants are worn above the waist so the top of the pants is covered by the jacket. Hems MUST NOT drag on the ground. Use the suspenders to pull the pants up, if needed, to keep hems off the ground. Tell a uniform mom IMMEDIATELY if your hem needs adjustment.

- Plain black crew socks are required for all performances. "Shortie" socks are not acceptable -nor are socks with any other color than black or socks that fall down to show skin. Socks are not supplied by the uniform committee, but must be brought by the students. All band members must wear Drill Master marching shoes.
- Students (except percussion) wear black and white gloves which are ordered during uniform fitting. Additional pairs may be purchased from the Uniform Committee during the season. Clarinets may cut the finger tips out of their gloves. No other holes are permitted.
- It is the student's responsibility to properly hang the uniform on the racks after performances following the direction of the uniform committee. It is also their responsibility to dry out the shako (hat), parka, and gloves after performances if needed. Failure to do so could result in Uniform Detention or paying to replace damaged uniform parts.

## **Uniform Fitting Days - Lakota West Main Band Room**

Uniforms will be issued in the evenings of Post-Camp. Students will be fitted for their uniform, and will receive their red bag, parka and shako. They will also be measured for shoes and gloves. Summer uniforms will also be fitted.

It is important to issue the uniforms on these days because pictures will be taken early in the season, and all marchers must have a uniform assigned by that time. You are required to pay for shoes, summer uniform and gloves on or before your fitting day.

Come only on your section's scheduled day/time. Friday make-ups are by appointment only. Please contact Mrs. Rampton at 513-607-7707 to make arrangements.

**Students** – More than 60 uniforms are fitted each day. You will need to arrive on time and move through as quickly as possible. You will be trying on your uniform, shako and parka, as well as trying on and ordering summer uniform, shoes and gloves (bring payment!). Please wear shorts that will fit under your band pants. There are no dressing rooms! You will be changing in the band room with everyone else, just as you will during the marching band season.

**Leadership Team** – Please arrive 15 minutes before your section's appointed time and be prepared to stay with your section to help them with their uniforms. If you are unable to fulfill this duty, designate someone to do it in your place.

When you leave, you will take your assigned parka and hat, but the uniforms will remain in the band room. Rookies will be given a red bag and will have their purchased summer uniform. Shoes will be delivered at a later date.

### **Third Quarter Refreshment Stocking up**

To keep us well-stocked for third quarters, Marching Firebirds should place two two-liter bottles of lemonade or clear soda (no red, orange or dark soda, please!) and two full-sized packages of cookies (no frosted cookies, please!) in the bin outside the band room as they enter to put on uniforms for fitting day.

## Items to Pack in Your Red Bag for every Game or Competition

- Parka (rain or shine, things change)
- Shako/Beret and shako box
- Gloves (L/R)
- Marching shoes (name marked inside)
- Black crew socks
- Flip folder & lyre (for home games)
- Water Bottle
- Hair ties, bobby pins as needed
- Smaller bag for personal items (watch, wallet, jewelry, etc.)
- Power snack (granola bar, trail mix, etc.)

## Items to bring to Band Camp

- Clothing: Follow the Lakota Schools dress code. T-shirts must be worn; shirt and shorts must meet – no bare skin should be visible on the abdomen. This dress code applies for practices and all evening activities. Students who are dressed inappropriately will be sent home to change.
- Thick cotton socks: The best blister prevention equipment. A change of socks available each day is very strongly recommended.
- Sturdy shoes for marching/pivoting
- Rain gear - Jacket or poncho
- Hat or visor
- Sunglasses
- Instrument/music/flip folder & coordinates!!
- Sunscreen!! & insect repellent
- 64oz. Water bottle - This large capacity water bottle is available at Meijer, Walmart, Menards and many other retailers. Having 64oz of water on-hand, on the field at all times is critical for proper hydration; especially when the mercury rises.
- A packed lunch – check schedule on pages 17-19 to find out which days

## Band Camp Closing Ceremony Performance

The band will perform their pre-game show and competition show for parents, friends and alumni at 7:00 PM at the end of post-camp. It is absolutely incredible to witness the progress made over the weeks! The performance is on the Freshman Field. The closing ceremony performance will be preceded by a family tailgate starting at 6:00. Pizza and drinks are provided by the LW Upbeat Club.

**Spiritwear** will be available for purchase and information on **Volunteer Opportunities** will be available during the tailgate.



**Pre-Camp**  
**Lakota West Freshman School**  
**July 24<sup>th</sup> – 28<sup>th</sup>**

**Important: Students are not to leave band camp during scheduled rehearsal for any reason**

	<b>Monday 7/24</b>	<b>Tuesday 7/25</b>	<b>Wednesday 7/26</b>	<b>Thursday 7/27</b>	<b>Friday 7/28</b>	
7:00 am	Morning Session Only  LW Freshman Campus  7 am - noon	Morning Session  LW Freshman Campus  7 am - noon	Morning Session  LW Freshman Campus  7 am - noon	Morning Session  LW Freshman Campus  7 am - noon	Morning Session Only  LW Freshman Campus  7 am - noon	
7:30						
8:00						
8:30						
9:00						
9:30						
10:00						
10:30						
11:00						
11:30						
12:00 pm		Lunch "Bring Your Own"  12 - 1 pm	Lunch "Bring Your Own"  12 - 1 pm	Lunch "Bring Your Own"  12- 1 pm		
12:30						
1:00		Indoor Afternoon Session  1 - 4 pm	Indoor Afternoon Session  1 - 4 pm	Indoor Afternoon Session  1 - 4 pm		
1:30						
2:00						
2:30						
3:00						
3:30						
4:00						

## Band Camp

### Lakota West Freshman School

#### July 30<sup>th</sup> – August 4<sup>th</sup>

**Important: Students are not to leave band camp during scheduled rehearsal for any reason**

	<b>Sunday 7/30</b>	<b>Monday 7/31</b>	<b>Tuesday 8/1</b>	<b>Wednesday 8/2</b>	<b>Thursday 8/3</b>	<b>Friday 8/4</b>
7:00 am		Morning Session	Morning Session	Morning Session	Morning Session	
7:30						
8:00		LW	LW	LW	LW	
8:30		Freshman Campus	Freshman Campus	Freshman Campus	Freshman Campus	
9:00						Morning Session
9:30						LW Freshman Campus
10:00		7 – 11:30 am	7 – 11:30am	7 – 11:30 am	7 – 11:30 am	9 – 11:30 am
10:30						
11:00						
11:30		Lunch provided (45 min)	Lunch provided (45 min)	Lunch provided (45 min)	Lunch provided (45 min)	Lunch provided (45 min)
12:00 pm						
12:15		Sectionals	Afternoon Session (No Sectionals)	Sectionals	Sectionals	Sectionals
12:30						
1:00						
1:30		Afternoon Session		Afternoon Session	Afternoon Session	Afternoon Session
2:00						
2:30				Movie 2 - 4:30ish AMC Theatre		1:30 – 5 pm
3:00				Buses provided both ways		
3:30		Free Time	Dinner/DCI Soaring Sounds Show		Free Time & dinner with your section	
4:00		*On-Campus*				
4:30			3:30 - 11 pm	Free Time	Off-Campus	
5:00				*On-Campus*		
5:30		Dinner provided by Skyline Chili	Bring cash for dinner	Dinner provided by Chick-fil-A	Arrange your own transportation	
6:00			Centerville			
6:30		Evening Session	Buses provided	Evening Session	Evening Session	
7:00	Skatetown	6:30 - 9 pm		6:30 - 9 pm	6:30 - 9 pm	
7:30	7 - 9 pm	LW		LW	LW	
8:00	8730 N.	Freshman Campus		Freshman Campus	Freshman Campus	Lock-in
8:30	Pavilion Dr, W. Chester					8 pm – 1 am
9:00					Beckett Ridge Pool Party	Main Campus
9:30					9 - 11 pm	Food & Fun Provided
10:00					Arrange your own transportation	
10:30						

**Post-Camp**  
**Lakota West Freshman School**  
**August 7<sup>th</sup> – 11<sup>th</sup>**

**Important: Students are not to leave band camp during scheduled rehearsal for any reason**

	<b>Monday 8/7</b>	<b>Tuesday 8/8</b>	<b>Wednesday 8/9</b>	<b>Thursday 8/10</b>	<b>Friday 8/11</b>		
7:00 am	Morning Only Session  LW Freshman Campus  7 am – noon	Morning Session  LW Freshman Campus  7 am – noon	Morning Session  LW Freshman Campus  7 am – noon	Morning Session  LW Freshman Campus  7 am – noon			
7:30							
8:00							
8:30							
9:00							
9:30							
10:00							
10:30							
11:00							
11:30							
12:00 pm		Lunch "Bring Your Own"	Lunch "Bring Your Own"	Lunch "Bring Your Own"			
12:30		Afternoon Session  LW Freshman Campus  1 – 4 pm	Afternoon Session  LW Freshman Campus  1 – 4 pm	Afternoon Session  LW Freshman Campus  1 – 4 pm		Afternoon Session  LW Freshman Campus  1 – 5 pm	
1:00							
1:30							
2:00							
2:30							
3:00							
3:30							
4:00							Students change & eat LW Freshman Campus Pizza & drinks provided
4:30							
5:00							
5:30		Tentative Uniform Fitting Days  Main Campus  Wear athletic shorts & short sleeve t-shirt to fitting	Tentative Uniform Fitting Days  Main Campus  Wear athletic shorts & short sleeve t-shirt to fitting	Tentative Uniform Fitting Days  Main Campus  Wear athletic shorts & short sleeve t-shirt to fitting		Tentative Uniform Fitting Days  Main Campus  Wear athletic shorts & short sleeve t-shirt to fitting	Family Tailgate LW Freshman Campus 6 - 7 pm Pizza & drinks provided Spiritwear available for purchase
6:00							Performance LW Freshman Campus 7 – 8:30 pm
6:30							
7:00							
7:30							
8:00							
8:30							

## Marching Band Rehearsal Schedule

Once school begins and through the beginning of November, the Marching Firebirds rehearse:

- as a band every Monday from 6:30pm to 9pm at the Main Campus Stadium
- as a band every Wednesday from 3 to 5:30pm at the Main Campus Parking Lot
- as a band every Thursday from 6:30pm to 9pm at the Freshman Campus Stadium

Following band camp weeks, the Marching Firebirds have additional practice/camp days scheduled for:

- Monday August 14: 1pm – 9pm
- Tuesday August 15: 10am pictures and practice 1pm – 5pm
- Saturday August 19: 9am – 9pm
- Friday September 1: 1pm – 4pm
- Friday October 6: 4pm – 9pm
- Saturday October 7: 9am – 9pm

## Marching Band Competition Schedule

In 2017-2018, the Marching Firebirds will appear at the following competitions:

- Saturday, September 16: Bellbrook Competition
- September 22-23: Bands of America Regional at Toledo
- Saturday, October 14: Buckeye Invitational at OSU Stadium
- Saturday, October 28: Centerville Competition
- Sunday, October 29 *OR* Sunday November 5 : OMEA State Finals in Dayton
- Saturday, November 4: Mid-States Championship in Mason
- November 10-11: Band of America Grand Nationals Championships at Lucas Oil Stadium in Indianapolis, IN
- Though not a competition, the Lakota West Firebirds will be traveling to Orlando to march in a parade at Disney World over Christmas break.

**CHECK FOR LATEST INFORMATION @**  
**[lakotawestbands.org](http://lakotawestbands.org)** - *“a band parent’s best resource”*

## 2017 Season Schedule

### Rehearsals, Performances & Fundraising Events

Note: Game and Competition times are appx. Additional Fund Raising events to be added throughout season

8/14	Mon	Rehearse, 1-9 pm, Main Campus
8/15	Tues	Pictures, 10-11 am, Main Campus Rehearse 1-5 pm, Main Campus
8/16	Wed	First Day of School, Practice 3-5:30p ONLY students not completed with checkoffs need to report, Leadership team as needed
8/17	Thurs	Rehearse 6:30-9 pm, Freshman School
8/19	Sat	Camp Day, 9 am-9pm, Freshman School
8/21	Mon	Rehearse 6:30-9 pm, Main Campus
8/23	Wed	Rehearse 3-5:30 pm, Main Campus Parking Lot
8/24	Thurs	Rehearse 6:30-9 pm, Freshman School
<b>8/25</b>	<b>Fri</b>	<b>Football game v Elder, 4-10 pm, Nippert Stadium, UC Campus</b>
8/26	Sat	<b>Lakota Tag Day</b> , 8 am - 12 noon appx
8/28	Mon	Rehearse 6:30-9 pm, Main Campus
8/30	Wed	Rehearse 3-5:30 pm, Main Campus Parking Lot
8/31	Thurs	Rehearse 6:30-9 pm, Freshman School
9/1	Fri	No School Rehearse 1-4 pm, dinner provided, Main Campus <b>Home Football v Centerville, 5:30-10:30 pm</b>
9/4	Mon	No Rehearsal - Labor Day
9/6	Wed	Rehearse 3-5:30pm, Main Campus Parking Lot
9/7	Thurs	Rehearse 6:30-9 pm, Freshman School
<b>9/8</b>	<b>Fri</b>	<b>Home Football v Wayne 5:30-10:30 pm, Lakota West Band Night (Freshman &amp; 8<sup>th</sup> graders)</b>
9/11	Mon	Rehearse 6:30-9 pm, Main Campus
9/13	Wed	Rehearse 3-5:30pm, Main Campus Parking Lot
9/14	Thurs	Rehearse 6:30-9 pm, Freshman School
<b>9/16</b>	<b>Sat</b>	<b>Bellbrook Competition 1-11 pm/Mattress Sale 8-11 am</b>
9/18	Mon	Rehearse 6:30-9 pm, Main Campus
9/20	Wed	Rehearse 3-5:30pm, Main Campus Parking Lot
9/21	Thurs	Rehearse 6:30-9 pm, Freshman School
<b>9/22-23</b>	Friday	<b>- Saturday BOA Regionals, Toledo, (overnight Friday only)</b>
9/25	Mon	Rehearse 6:30-9 pm, Main Campus
9/27	Wed	Rehearse 3-5:30pm, Main Campus Parking Lot
9/28	Thurs	Rehearse 6:30-9 pm, Freshman School
<b>9/29</b>	<b>Fri</b>	<b>Home Football v East, Homecoming, 5:30-10:30 pm</b>
10/2	Mon	Rehearse 6:30-9 pm, Main Campus
10/4	Wed	Rehearse 3-5:30pm, Main Campus Parking Lot
10/5	Thurs	Rehearse 6:30-9 pm, Freshman School
10/6	Fri	Camp with design staff, 4-9 pm, Freshman School
10/7	Sat	Camp with design staff, 9 am-9 pm, Freshman School

10/9	Mon	Rehearse 6:30-9 pm, Main Campus
10/11	Wed	Rehearse 3-5:30 pm, Main Campus Parking Lot
10/12	Thurs	Rehearse 6:30-9pm, Freshman School
<b>10/13</b>	<b>Fri</b>	<b>Home Football v Middletown, Senior Night, 5:30-10:30 pm</b>
<b>10/14</b>	<b>Sat</b>	<b>OSU Competition, The Ohio State University, 1-11 pm</b>
10/16	Mon	No School
10/18	Wed	Rehearse 3-5:30pm, Main Campus Parking Lot
10/19	Thurs	Rehearse 6:30-9 pm, Lakota West Freshman School
10/20-22		NO BAND ACTIVITIES AT ALL!
10/23	Mon	Rehearse 6:30-9 pm, Main Campus
10/25	Wed	Rehearse 3-5:30 pm, Main Campus Parking Lot
10/26	Thurs	Rehearse 6:30-9 pm, Freshman School
<b>10/27</b>	<b>Fri</b>	<b>Home Football v Hamilton, 5:30-10:30 pm</b>
<b>10/29</b>	<b>Sun</b>	<b>OMEA State Competition (10/29 or 11/5 based on availability), Centerville</b>
10/30	Mon	Rehearse 6:30-9 pm, Main Campus
11/1	Wed	Rehearse 3-5:30 pm, Main Campus Parking Lot
11/2	Thurs	Rehearse 6:30-9 pm, Freshman School
<b>11/4</b>	<b>Sat</b>	<b>Mid-States Championships, 1-11 pm, Mason High School</b>
<b>11/5</b>	<b>Sun</b>	<b>OMEA State Competition (10/29 or 11/5 based on availability), Centerville</b>
11/6	Mon	Rehearse 6:30-9 pm, Main Campus
11/8	Wed	Rehearse TBD
11/9	Thurs	Rehearse TBD
<b>11/10-11</b>	Friday – Saturday	<b>Grand Nationals Championships, Lucas Oil Stadium, Indianapolis, details to follow</b>
<b>11/14</b>	Tues	<b>Marching Band Concert &amp; Awards, Time tbd, Main Campus</b>
<b>12/28-1/2/18</b>		<b>Band travels to Disney World in Orlando, <a href="#">details on website</a></b>

**CHECK FOR LATEST INFORMATION @**  
**[lakotawestbands.org](http://lakotawestbands.org) - “a band parent’s best resource”**

## First Aid and Medication Policy and Procedures

The Lakota West Upbeat Club utilizes volunteers to provide first aid for minor injuries (e.g., sprains, blisters) during band activities.

Should a student require non-emergency medical attention for injury or illness, the student's parent/guardian will be notified to take the student from the band activity for appropriate attention. If parents are not available, the adult designated on the Medical form will be contacted. In order for the student to return to the band activity he/she must be physically able to participate.

Should a student experience an injury or illness that requires immediate attention, the student will be transported to an urgent care center or emergency room.

## Forms

The Marching Band will be using the district's sport/athletics process which is called Final Forms. Instructions for completing Final Forms are included on the following two pages.

Please note: Final Forms was designed for athletics so a few 'work arounds' may be necessary where sport/athlete specific information is requested. Final Forms will also indicate that you are required to have a physical exam on file. However, you will NOT need a physical for marching band. This section can be ignored.

By accepting the forms on Final Forms you are also agreeing that you have read and understand the information and policies described in this handbook.

Final Forms MUST be completed before band camp starts on 7/24.

**[lakotawestbands.org](http://lakotawestbands.org)**  
*"a band parent's best resource"*




## PARENT REGISTRATION


### HOW DO I SIGN UP?

1. Go to <http://lakota.finalforms.com>
2. Click **REGISTER** under the Parent Icon
3. Type your **NAME** and **EMAIL** and then click **REGISTER**

Name: First  Last   
Email Address:  e.g. parent@example.com  
Note: If you have already registered, please login or request a new password  
**Register**



4. Check your Email and click **CONFIRM YOUR ACCOUNT** in the email text



*NOTE: You will receive an email within 2 minutes prompting you to confirm and complete your registration. If you do not receive an email, check your spam folder. If you still do not see the FinalForms email, please email [support@finalforms.com](mailto:support@finalforms.com)*

5. Type your password and click **CONFIRM ACCOUNT**

**You're almost done registering as a Parent**  
SET THE PASSWORD YOU WOULD LIKE TO USE TO SECURELY ACCESS YOUR ACCOUNT.  
New Password:  \*\*\*\*\*  
Confirm Password:   
**Confirm Account**

6. You will be asked if you want to grant another Parent/Guardian access to your registered students. Either click **SKIP THIS STEP** or type Name and Email Address and click **ADD PARENT ACCOUNT**.

**Add Another Parent?** [Skip this step](#)  
Grant access to an additional parent account (perhaps for your spouse), allowing them to manage your students.  
If this individual already has an account, use their email address and they will be automatically linked when you click submit.  
Name: First  Last   
Email Address:  e.g. parent@example.com  
**Add Parent Account**

7. Your account will be created, you can then **REGISTER STUDENT** for your first child.



# FINAL FORMS

## REGISTERING A STUDENT

### WHAT INFO WILL I NEED?

- Insurance Company & Policy Number
- Your Email Address & Student's Email Address
- Doctor & Dentist Contact Information
- Hospital Preference

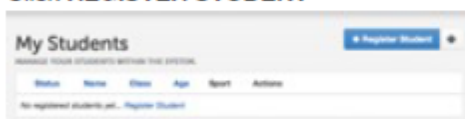
### HOW DO I REGISTER MY FIRST STUDENT?

*NOTE: If you have followed the steps on the previous page, you are already logged in. Jump to Step 3.*

1. Go to <http://lakota.finalforms.com>

2. Click **LOGIN** under the Parent Icon

3. Click **REGISTER STUDENT**

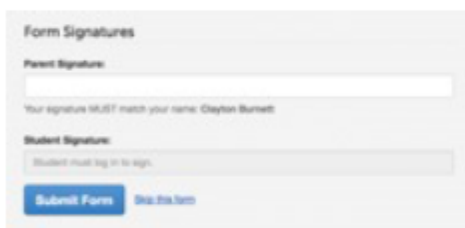


4. Type your Student's NAME, EMAIL ADDRESS, DATE OF BIRTH, GENDER, HS GRADUATION YEAR and HOME ADDRESS and click **CREATE STUDENT**

5. Assign your student to a sport by clicking it's checkbox. Sports are separated by year, season, and registration deadline. Click **UPDATE SPORTS** after making your selection.

*NOTE: A sport selection can be changed anytime up until the it's registration deadline.*

6. Complete each form and enter your full name (e.g. "John Smith") into the Parent Signature field at the bottom of the page. After signing, click **SUBMIT FORM** and move on to the next form.



7. When all forms are complete, you will see a "Forms Finished" message.

An email will automatically be sent to the email address on record for your student prompting him/her to sign forms requiring student signature.

8. If you are registering an additional student, click **MY STUDENTS** at the top of the page and jump back to Step 3. Most of the information, like home address and contact information, is automatically copied to your additional students. All forms for additional students will still require your signature.

